


SG 3840



PRODUCT INFORMATION

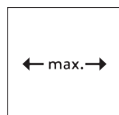
- **Operation:** cord
- **Range:** M - L
- **Fitting:** ceiling, wall
- **Colours:** white RAL 9016; special colours or anodised aluminum possible
- **Fabrics:** refer to Silent Gliss fabric collection

Features:

- 2-component (2C) glider technology
- Wave (2C)
- Bendable

SYSTEM SPECIFICATIONS

A. SYSTEM DIMENSIONS



6 m



14 kg

Max. curtain weight - 2C glider or roller

	2 m	4 m	6 m
	12	11	10
	14	13	12
	9	8	7
	10	9	6
	6	5	4
	7	6	5
	5	4	3
	6	5	4

(kg max.)

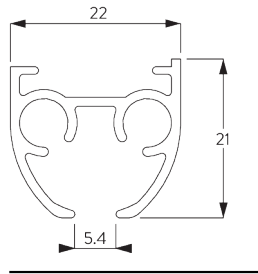
Max. curtain weight - Wave 2C glider cord

	2 m	4 m	6 m
	5	8	7
	5	8	8
	5	6	5
	5	6	6
	4	3	-
	4	4	3
	3	2	-
	3	3	-

(kg max.)

B. PROFILE

Profile and bending information

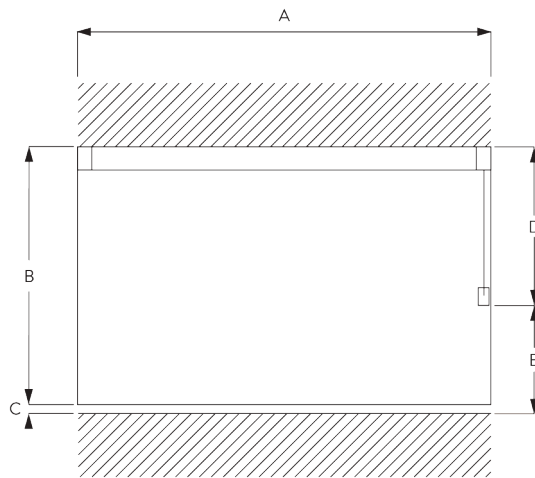


SG 3841

Profile

Radius:
✓ 20 cm, >30 cm

C. HOW TO MEASURE



A: System width
B: System height
C: Distance between floor and fabric
D: Cord height
E: Safety Retainer 160 cm above floor

D. SPECIFICATION

TEXT

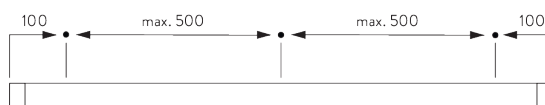
Silent Gliss SG 3840 Cord Operated Curtain Track System. Comprising aluminium profile SG 3841 supplied made to measure in silver anodised or powder coated in white. Supplied as standard with 2C gliders SG 11301 at 16/m, cord guide/return set SG 3845, pilot runner SG 3842/3, overlap SG 6063 and cord SG 3090. Top fixed with fixing clamp SG 3825 at max. 500mm centres. Optional top fix bracket SG 3826 / SG 3832. Wall fix with nylon bracket 3836 / SG Smart Fix brackets SG 11200-11205 / SG Square Smart Fix brackets 11210 – 11215 / SG Universal Smart Fix brackets SG 11154 -11156 with either SG 3832 or SG 3826 brackets. Silent Gliss Wave option is available using 60mm glider cord 11303 / 80mm glider cord 11302. Compliant to Child Safety legislation EN 13120.

FITTING

A. FITTING INFORMATION

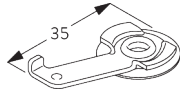
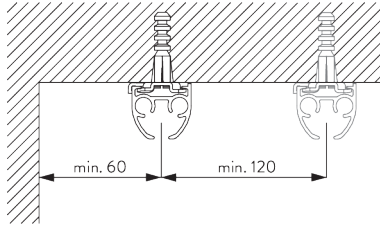
For detailed fitting information, visit the Silent Gliss website.

Fixing Points



B. CEILING FITTING

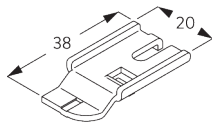
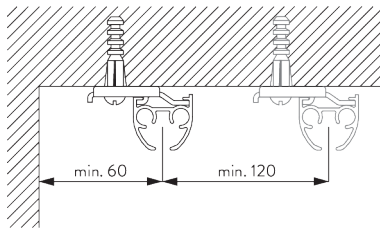
Clamp SG 3825



SG 3825

Clamp

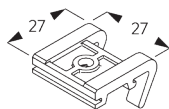
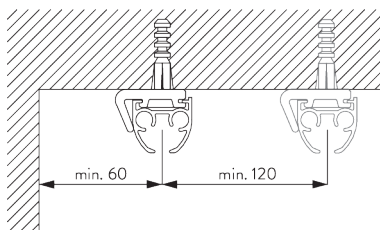
Bracket SG 3832



SG 3832

Bracket

Bracket SG 3826

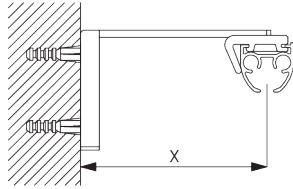


SG 3826

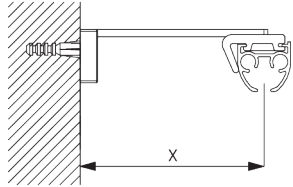
Bracket

C. WALL FITTING

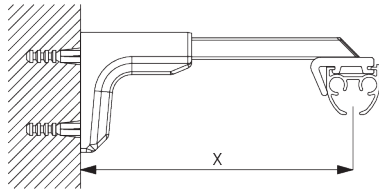
Smart Fix



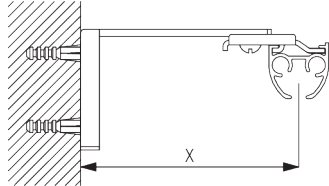
Smart Fix SG 11200 - SG 11205 and bracket SG 3826:
Screw (M4x8) needed.



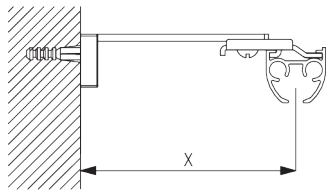
Square Smart Fix SG 11210 - SG 11215 and bracket SG 3826:
Screw (M4x8) needed.



Universal Smart Fix SG 11154 - SG 11156 and bracket SG 3826:
Screw (M4x12) needed.

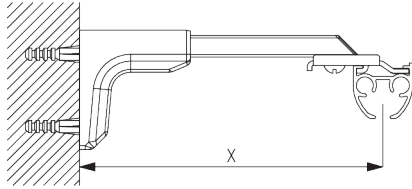


Smart Fix SG 11200 - SG 11205 and bracket SG 3832:
Screw (M4x8) needed.

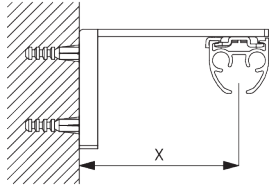


Square Smart Fix SG 11210 - SG 11215 and bracket SG 3832:
Screw (M4x8) needed.

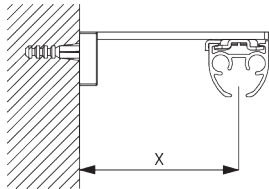
Smart Fix	X mm (SG 3826 / SG 3825)	X mm (SG 3832)
SG 11200 / SG 11210	52	70
SG 11201 / SG 11211	72	90
SG 11202 / Sg 11212	92	110
SG 11203 / SG 11213	112	130
SG 11204 / SG 11214	142	160
SG 11205 / SG 11215	192	210
SG 11154	102-130	120-148
SG 11155	132-160	150-178
SG 11156	182-210	200-228



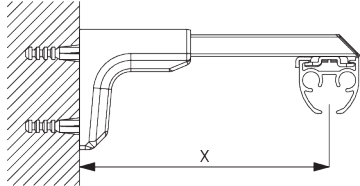
Universal Smart Fix SG 11154 - SG 11156 and bracket SG 3832:
Screw (M4x10) needed.



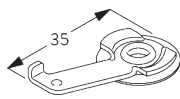
Smart Fix SG 11200 - SG 11205 and clamp SG 3825:
Screw (M4x8) needed.



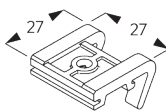
Square Smart Fix SG 11210 - SG 11215 and clamp SG 3825:
Screw (M4x8) needed.



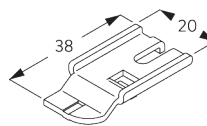
Universal Smart Fix SG 11154 - SG 11156 and clamp SG 3825:
Screw (M4x12) needed.



SG 3825
Clamp



SG 3826
Bracket



SG 3832
Bracket



Countersunk head screw M4x8



Pan head screw M4x12



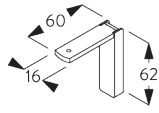
Pan head screw M4x10



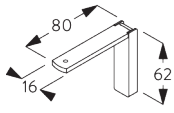
Pan head screw M4x8



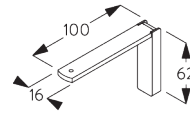
Countersunk head screw M4x12



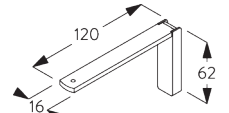
SG 11200
Smart Fix 60 mm



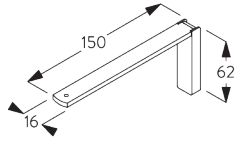
SG 11201
Smart Fix 80 mm



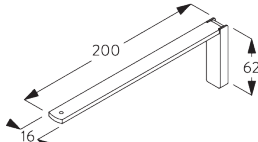
SG 11202
Smart Fix 100 mm



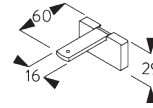
SG 11203
Smart Fix 120 mm



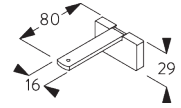
SG 11204
Smart Fix 150 mm



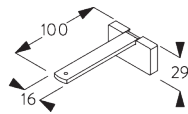
SG 11205
Smart Fix 200 mm



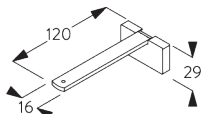
SG 11210
Square Smart Fix 60 mm



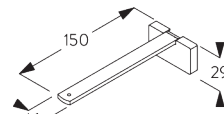
SG 11211
Square Smart Fix 80 mm



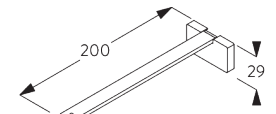
SG 11212
Square Smart Fix 100 mm



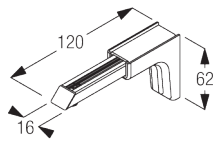
SG 11213
Square Smart Fix 120 mm



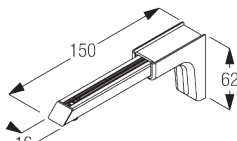
SG 11214
Square Smart Fix 150 mm



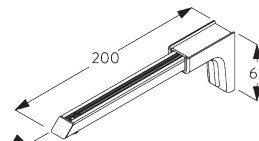
SG 11215
Square Smart Fix 200 mm



SG 11154
Universal Smart Fix 120 mm

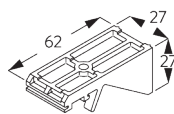
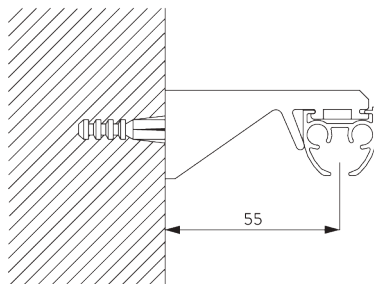


SG 11155
Universal Smart Fix 150 mm



SG 11156
Universal Smart Fix 200 mm

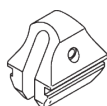
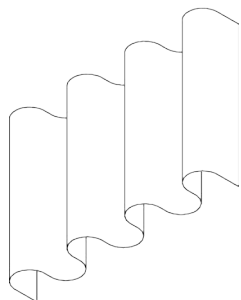
Bracket SG 3836



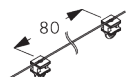
SG 3836
Bracket

SYSTEM OPTIONS

A. WAVE




SG6086



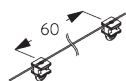
SG 11302

Standard components:

- SG 6086 End stop
- SG 11302 Wave 2C glider cord 80 mm



SG 6099



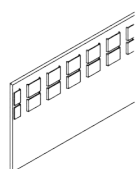
SG 11303

Optional component (min. radius >30 cm):

- SG 6099 Wave roller cord 80 mm
- SG 11303 Wave 2C glider Cord 60 mm



SG 3582

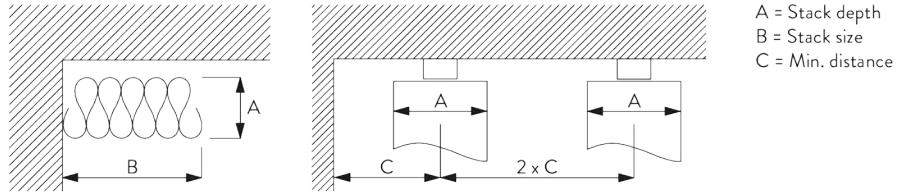


SG 6349

Curtain components:

- SG 3582 Hook
- SG 6349 Wave curtain tape

Wave stack depth - 2C glider cord (standard components)



2C Glider cord SG 11302	Pockets between hooks	Approx. curtain fullness	Stack depth A	Stack size B*	Min distance C
80	6	~2.1	140	180 per metre of track	90
80	7	~2.3	160	180 per metre of track	100

2C Glider cord SG 11303	Pockets between hooks	Approx. curtain fullness	Stack depth A	Stack size B*	Min distance C
60	4	~2.1	100	230 per metre of track	70
60	5	~2.3	120	230 per metre of track	80

GENERAL NOTES

Dimensions

- Measurements are in mm except where indicated.
- Max. kg relates to fabric incl. accessories.
- Stack size depends on curtain make-up and fabric thickness.
- Distance between gliders max. 80 mm / distance between rollers max. 100 mm.
- Recommended distance floor / fabric: 20 mm.
- In order to determine system height (B), the smallest room height must be taken into account.
- Full functionality may be affected if the curtain touches the profile.

Fitting




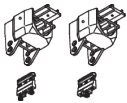
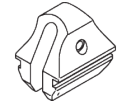
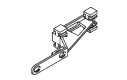
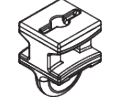
- Installation by qualified fitter only.
- Number of brackets and fitting positions / fixing points vary depending on fitting surface, system weight, fabric make-up, screw / fixing type and obstacles.
- Qualified fitter must use appropriate screws / fixings for each situation.
- Profile lip if applicable to be installed to room side.

Child Safety

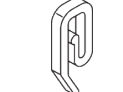


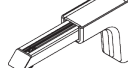
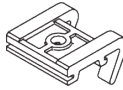
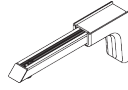
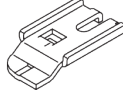
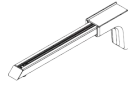
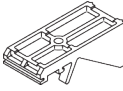
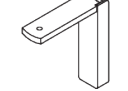

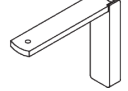

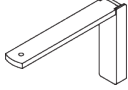

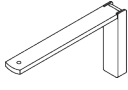
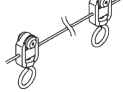
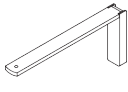

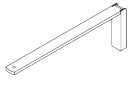
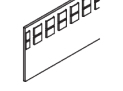
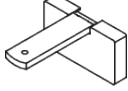
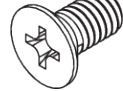
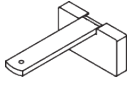


- All relevant Silent Gliss systems correspond to child safety EN 13120.
- All parties involved must comply with EN 13120.

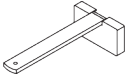
PARTS

A. STANDARD PARTS

	SG 3090 Cord ø 3.5 mm
	SG 3825 Clamp
	SG 3841 Profile
	SG 3845 Cord guide set
	SG 6086 Spring stop
	SG 6063 Overlap arm
	SG 11301 2C glider

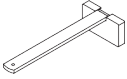
B. OPTIONAL PARTS

	SG 3582 Hook		SG 11154 Universal Smart Fix 120 mm
	SG 5115 Connection bridge		SG 11155 Universal Smart Fix 150 mm
	SG 3826 Bracket		SG 11156 Universal Smart Fix 200 mm
	SG 3832 Bracket		SG 11200 Smart Fix 60 mm
	SG 3836 Bracket		SG 11201 Smart Fix 80 mm
	SG 6064 End stop		SG 11202 Smart Fix 100 mm
	SG 6065 End stop		SG 11203 Smart Fix 120 mm
	SG 6094 Roller		SG 11204 Smart Fix 150 mm
	SG 6099 Wave roller cord 80 mm		SG 11205 Smart Fix 200 mm
	SG 6283 Roller		SG 11210 Square Smart Fix 60 mm
	SG 6349 Wave curtain tape		SG 11211 Square Smart Fix 80 mm
	Countersunk head screw M4x8		SG 11212 Square Smart Fix 100 mm
	Pan head screw M4x12		
	Pan head screw M4x10		



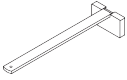
SG 11213

Square Smart Fix 120 mm



SG 11214

Square Smart Fix 150 mm



SG 11215

Square Smart Fix 200 mm



SG 11302

Wave 2C glider cord 80 mm



SG 11303

Wave 2C glider cord 60 mm
