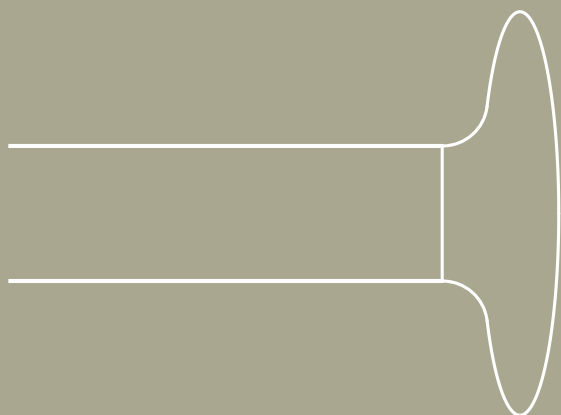




METROPOLE



Redefining Poles

What differentiates Metropole from a traditional curtain pole? Metropole features an internal gliding channel, avoiding the need for curtain rings, giving the appearance of a pole but the ease and usability of a track.

Metropole is uncompromising in bringing together precision engineering with considered product design for a curtain pole that performs as well as it looks. From the unique two-component glider to the seamless finial connection, each element is carefully designed to deliver something remarkable.

Metropole is available as standard hand operated in both a 30mm round, and 36mm rectangular profile. Other colours and sizes are available, as well as cord operated and motorised systems, but are subject to longer lead times and are priced on request.



30mm Metropole in Bronze with
Taper finials and Multicolour
Dimout fabric.

The Finials

Metropole includes a refined collection of finials that work well in contemporary, traditional and blended settings.



This page: Finials in Ecu
Right: 30mm Metropole in Antique
Bronze with Spear finial and
Colorama 2 fabric.




"It was important that the finial and the pole truly spoke to one another, with shapes that 'emerged' from the pole in a continuous form. The Taper finial was borne from this process - and then this language was applied across a collection which would include more traditionally popular shapes such as the classic ball and spear."

Nadine Hadden, Designer


Contemporary

The perfectly understated Taper and the striking Ellipse finials lend themselves to contemporary settings, with a fluted design that complements a range of architectural interiors. No longer a pastiche of the finial as a 'curtain-stopper', they offer an aesthetic fit for a 21st century home.

Taper in White



Ellipse in Gunmetal





30mm Metropole in Black
with Ellipse finials and Colorama 2 fabric.


Traditional

Metropole offers a range of traditional finial designs, creating a natural union with period homes. Darker coloured poles suit bay windows, or choose a lighter shade for a more blended aesthetic.

*Ball in Black



Spear in Gunmetal



Groove Cylinder in Bronze



Glass Ball in White



*Black gliders are specified as standard for black poles. Other colours are supplied as standard with white gliders unless black gliders are requested.



Metropole 30mm in Antique Bronze
with Ball finials and Colorama 2 fabric.



Metropole 30mm in Charcoal
with Flush endcaps and Colorama 1
Multicolour fabric.


Endcaps

When a more pared-down look is preferred, endcaps are an alternative finish to finials. Flush and Stud endcaps are available across all shapes and sizes of pole. The Design endcap is available for round poles.

Flush endcap in Silver Anodised



Stud endcap in Gunmetal



*Design endcap in Black



*Black gliders are specified as standard for black poles. Other colours are supplied as standard with white gliders unless black gliders are requested.

“Good Design Is Often Invisible” Dieter Rams

A ceiling mounted Metropole will fuse with the architecture of the room giving the curtains maximum impact.





Metropole 36mm 'flat' pole in Matt White with Flush endcaps and Someo fabric.



This page: Metropole 30mm
Bronze with Taper finial and
Multicolour Dimout fabric.
Right: Metropole Ellipse and
Taper finials

Colours

Metropole is stocked in 5 colours for the 30mm profile and 2 colours for the 36mm profile. Other colours are available upon request but subject to longer lead times.



Curves

Every pole and curtain is made-to-measure; tailored to your exact specification. With the exception of electrically operated Metropole, all poles can be forward and reverse bent to fit perfectly to bay windows or other curved applications.



Metropole 30mm in Black with
Flush endcaps.



Metropole 30mm in Charcoal with
Spear finials and Polyflax fabric.

Fitting

Choose from a wide range of fitting brackets, whether wall or ceiling fix, with or without finials, deep or shallow curtain headings. Subtle details such as colour-matched magnetic covers ensure discreet but secure fitting.



Pictured: Fillet Brackets with magnetic covers. Elegant, discreet and secure.

Metropole Selector

1. CHOOSE YOUR POLE SIZE AND COLOUR

Ø30mm

36mm

White

Silver Anodised

Gunmetal

Bronze

Black

White


Silver Anodised

Black

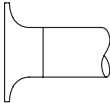
Additional sizes and colours, with options for cord operated and motorised systems are available but are subject to longer lead times and are priced upon request. Contact Blinds by Peter Meyer for more information.

2. CHOOSE YOUR ENDCAP OR FINIAL

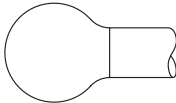
Colour matched endcaps are available on all shapes and sizes of pole. Metropole finials are available for all round poles **excluding Silver Anodised (this is offered with Flush and Stud endcaps only)**. Metropole 36mm rectangular pole is offered with Flush or Stud endcaps only.




Flush endcap



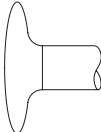
Taper finial




Ball finial



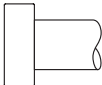
Stud endcap



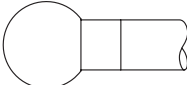
Ellipse finial




Spear finial



Design endcap



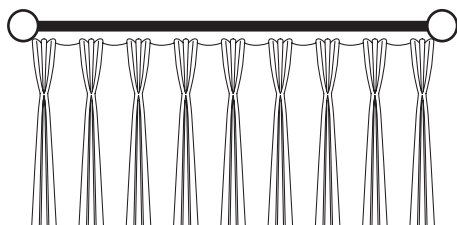
Glass Ball finial



Groove Cylinder finial

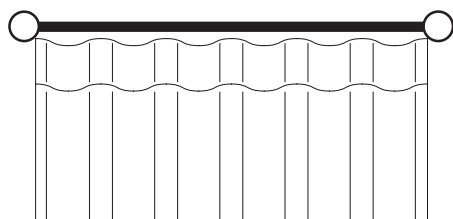
3. CHOOSE YOUR GLIDER

Metropole is suited to all curtain headings using curtain hooks including traditional pleats and the contemporary Wave Curtain Heading. All Silent Gliss gliders are manufactured using 2 components - a soft component to reduce noise and a hard component for stability. It is important to establish the curtain heading at the point of ordering to ensure the correct glider is used.



2C Glider

For traditional pleated or goblet headings the Silent Gliss two-component glider provides optimum gliding properties.



Wave 2C Glider or Roller Glider Cord

Wave offers a more contemporary look throughout the curtain drop: when opened, the curtains stack back neatly, and when closed the fabric hangs in a smooth, continuous wave.

Black poles are supplied as standard with black gliders. All other colours are supplied with white gliders unless black gliders are requested.

4. CHOOSE YOUR POLE SHAPE

With the exception of motorised systems*, Metropole can be forward and reverse bent to accommodate bay windows and curved installations.



Straight



Corner



Gradual Curve



Angled Bay**

*Cord operated and motorised systems are available subject to longer lead times with prices available on request.

**Showing reverse bend

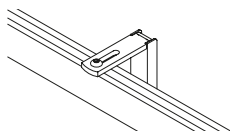
The following minimum bending radii apply:

30mm hand operated system - 25cm

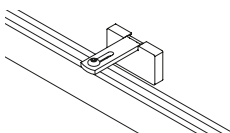
36mm hand operated system - 20cm

5. CHOOSE YOUR BRACKET

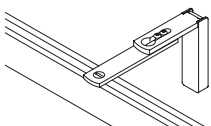
Metropole offers a range of brackets, colour matched to the pole for wall or ceiling fitting.



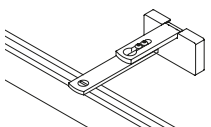
Smart Fix Brackets offer the ultimate flexibility and ease of installation. Modern and versatile with a magnetic cover, they are offered as standard on all straight Metropoles unless otherwise specified.



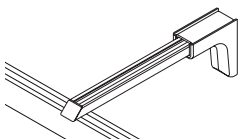
Square Smart Fix Brackets have the added advantage of a smaller down-stand which makes them ideal when fitting space is limited or for minimal visibility of the bracket.



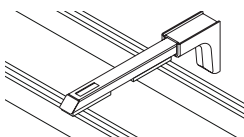
Adjustable Smart Fix Brackets accommodate challenging fitting situations. They are supplied as standard with all 23mm, 30mm and 36mm bent poles.



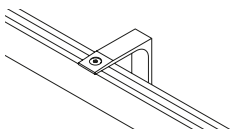
Adjustable Square Smart Fix Brackets are an alternative adjustable bracket with a smaller down-stand for restricted fitting spaces or minimal bracket visibility.



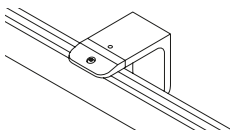
Adjustable Universal Smart Fix Brackets with a single pole offer a longer extension to clear obstacles.



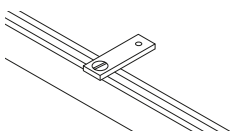
Adjustable Universal Smart Fix Brackets with a double pole are ideal for layered curtains.



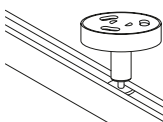
Fillet Brackets offer a contemporary alternative wall fitting solution. Sleek lines flow into a tapered finish, completed with a magnetic screw cover. Recommended for straight poles only.



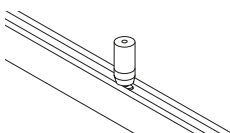
Maxi Brackets are an adjustable, wider bracket supplied as standard with all 50mm poles. Also suitable for 30mm and 36mm poles.



Ceiling Supports are suitable for fixing flush to a ceiling or window reveal. Offered in 2 sizes - 3mm and 9mm to accommodate flush and stud endcaps for all poles sizes.



Top Fix Brackets allow finials to be specified on ceiling fitted poles.



Ceiling Hangers are an alternative bracket for ceiling fitted poles.



The Architects of Silence

Silent Gliss is the leading global supplier of premium interior window treatments. Since 1952 we have been tirelessly committed to the development of the worlds` smoothest, quietest systems using state of the art technology.

Driven by customer needs, Silent Gliss offers functional and durable products. Expert technical advice coupled with installation and support services complete the offer.

Silent Gliss stands for innovative, sustainable, tailor made solutions, exceptional design and first-class quality.



Blinds
by Peter Meyer

Head Office & Showroom
25 Richmond Rd, Homebush NSW 2140 Australia
Freecall 1800 254 631
sales@petermeyerblinds.com.au
www.petermeyerblinds.com.au
@blindsbypetermeyer

Silent Gliss Global Ltd.
Pyramid Business Park
Poorhole Lane
Broadstairs
Kent CT10 2PT
United Kingdom
T +44 1843 874250
info@silentglissglobal.com

silentglissglobal.com